

ENGINEER'S NOTICE OF EVALUATION # TTF-268IF

Therma-Tru Corp.
108 Mutzfeld Road
Butler, IN 46721
Phone 260.868.5811 Facsimile 260.868.5190

DESCRIPTION OF UNIT

Model Designation: Classic Craft Fiberglass Door (Opaque) **Impact**

Maximum Overall Nominal Size: up to 6'0 x 8'0 **Usable Out-swing Configurations:** X, XX

General Description: The head and jambs are wood measuring 4.5" x 1.25" with an extruded aluminum threshold. The door panels are 1.68" thick and consist of two SMC skins with a thickness of 0.125". Skins are glued to wood stiles and rails with a urethane core.

FBC Section 1707 Materials and Assembly Tests:

(1707.4.3 Exterior Door Assemblies; 1707.4.5 Mullions Door Assemblies)

Test	Description	Test Location	Date	Report No.	Certifying Engineer
ASTM E330	Uniform Static Air Pressure	ETC - Rochester, NY	May 16, 2001	ETC-01-741-10705.0	Wendell Haney, P. E. #54158
			October 17, 2001	ETC-01-741-10593.0	Mark Passero, P.E. #53786
TAS 202	Forced Entry	ETC - Rochester, NY	May 16, 2001	ETC-01-741-10705.0	Wendell Haney, P. E. #54158
			October 17, 2001	ETC-01-741-10593.0	Mark Passero, P.E. #53786
ASTM E331	Water Penetration	ETC - Rochester, NY	May 16, 2001	ETC-01-741-10705.0	Wendell Haney, P. E. #54158
			October 17, 2001	ETC-01-741-10593.0	Mark Passero, P.E. #53786
ASTM E283	Air Infiltration	ETC - Rochester, NY	May 16, 2001	ETC-01-741-10705.0	Wendell Haney, P. E. #54158
			October 17, 2001	ETC-01-741-10593.0	Mark Passero, P.E. #53786
SSTD 12-99	Large Missile Impact/Cycling	CTL - Orlando, FL	October 14, 2002	CTLA - 980W-1	Ramesh Patel, P.E. #20224

Design Pressure Ratings:

Configuration	Maximum Size	Design Pressure Ratings	
Opaque Single X	Up To 3'0 x 8'0	+ 67.00 - 67.00	
		Alum Astragal	Coastal Alum Astragal
Opaque Double XX	Up To 6'0 x 8'0	+ 40.00 - 40.00	+ 47.00 - 47.00

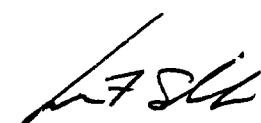
Installation and Anchoring: See reverse side this page

Use

1. Evaluated for use in locations adhering to the Florida Building Code and where pressure requirements as determined by **ASCE 7 Minimum Design Loads for Buildings and Other Structures** do not exceed the design pressure ratings listed above.
2. For Masonry installations where the sub-buck is less than 1-1/2 inches (FBC section 1707.4.4 Anchorage Methods and sub-sections 1707.4.4.1 and 1707.4.4.2) same diameter Tapcon type concrete anchors must be substituted and the length must be such that a minimum 1-1/4" engagement of the Tapcon into the masonry wall is obtained.

Certification: Lyndon F. Schmidt
19506 French Lace Drive
Lutz, FL 33558

Florida Professional Engineer
License No. 43409

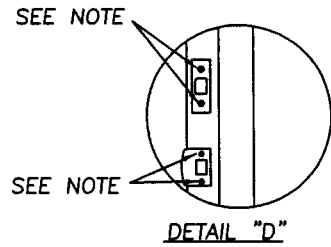
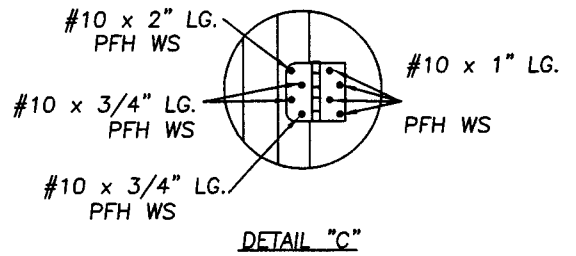
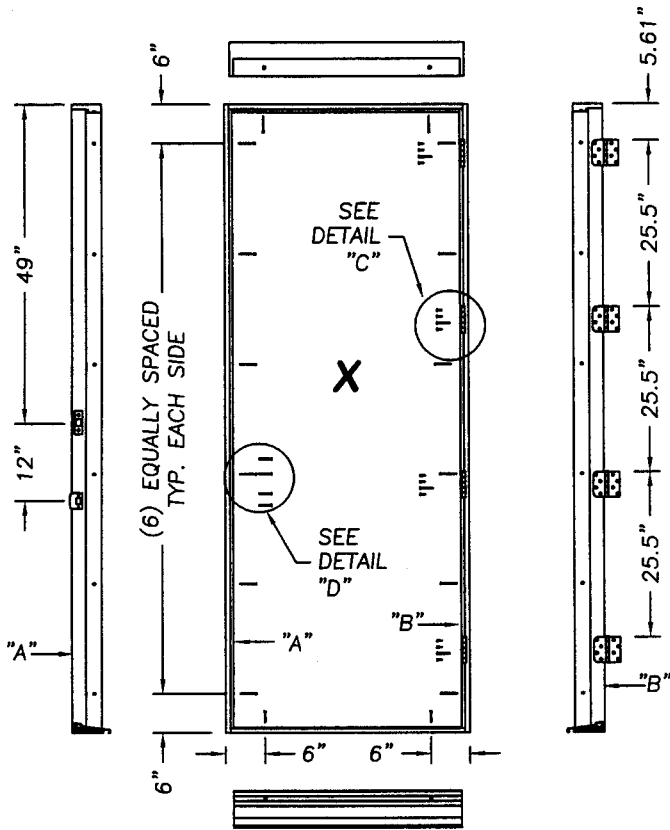


December 5, 2002

Therma-Tru® Classic Craft Out-swing Fiberglass Door

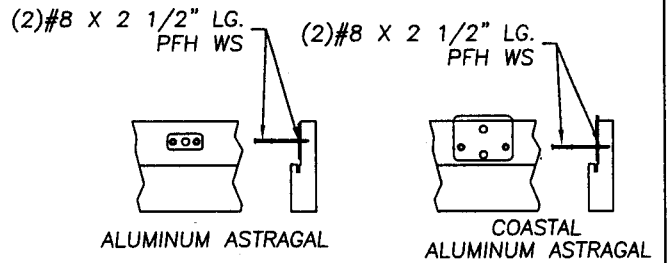
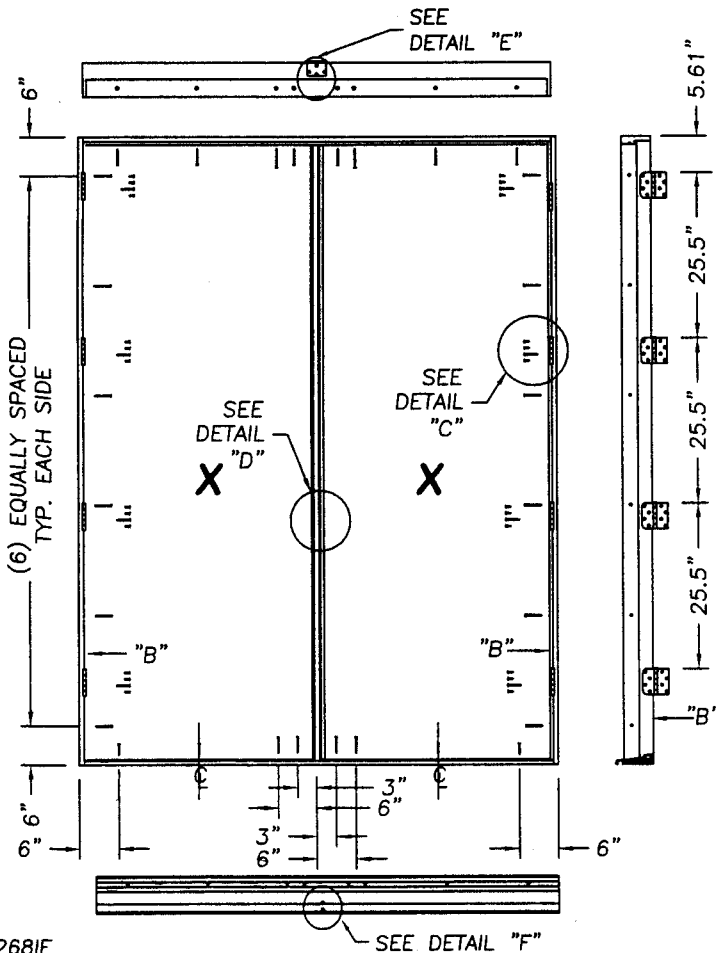
Impact Rated

Maximum Size Up To 6'0 x 8'0

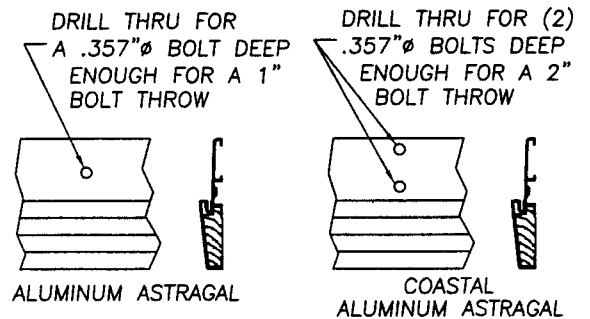


Note:
When attaching the strike & deadbolt plates to the strike & buck use #10 x 2" Lg. PFH WS. When attaching the strike & deadbolt plates to the astragal use #8 x 2 1/2" Lg. PFH WS.

NOTE: All perimeter screws are #8 x 2-1/2" PFH WS.



ATTACH ASTRAGAL THROW BOLT STRIKE PLATE TO FRAME AS SHOWN.



ASTRAGAL THROW BOLTS AT THE THRESHOLD